


Jak tu věc dostat do produkce?

Borek Bernard
WordCamp Praha 2018

@borekb
@versionpress



Level 1: nový web



Při vývoji:


1. Web měníte jak potřebujete
2. Kód verzujete (že jo?)
3. Databázi neřešíte

Deployment:

Upload. Nějak.

- SFTP + import DB
- Duplicator
- ...

Level 2: pouze šablona / pluginy



Při vývoji:

1. Uděláte si lokální kopii produkce
2. Kód šablony verzujete v Gitu

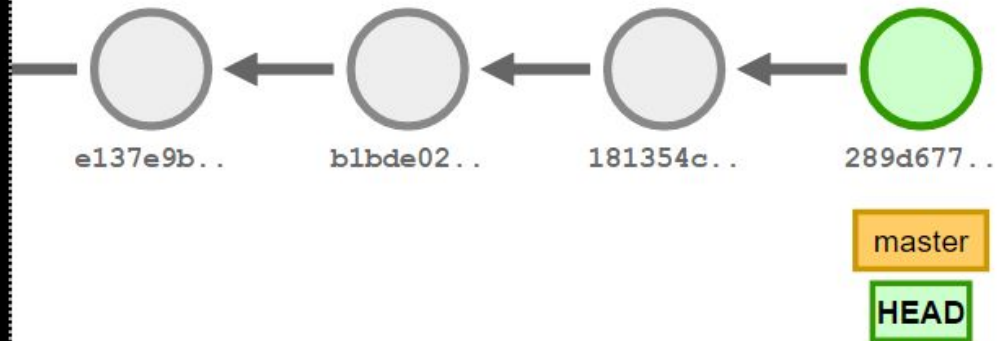
Type git commit a few times.

```
$ git commit  
$ git commit  
$ git commit
```

```
$ enter git command
```

Local Repository

Current Branch: master



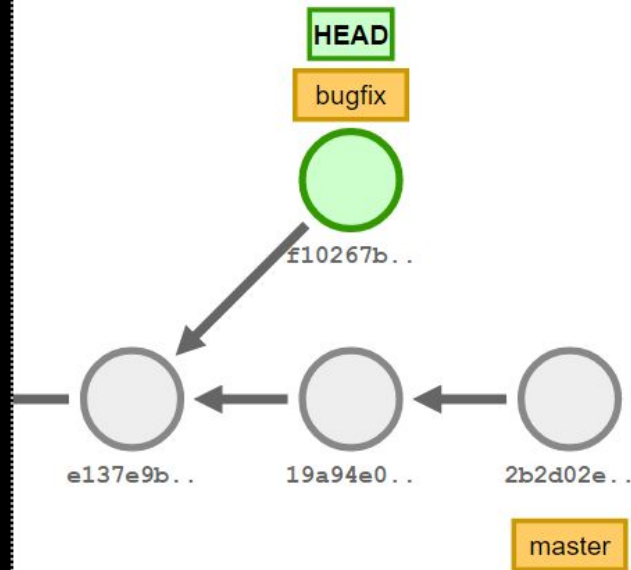
Enter git commands below

```
$ git branch bugfix  
$ git commit  
$ git commit  
$ git checkout bugfix  
$ git commit
```

```
$ enter git command
```

Local Repository

Current Branch: bugfix



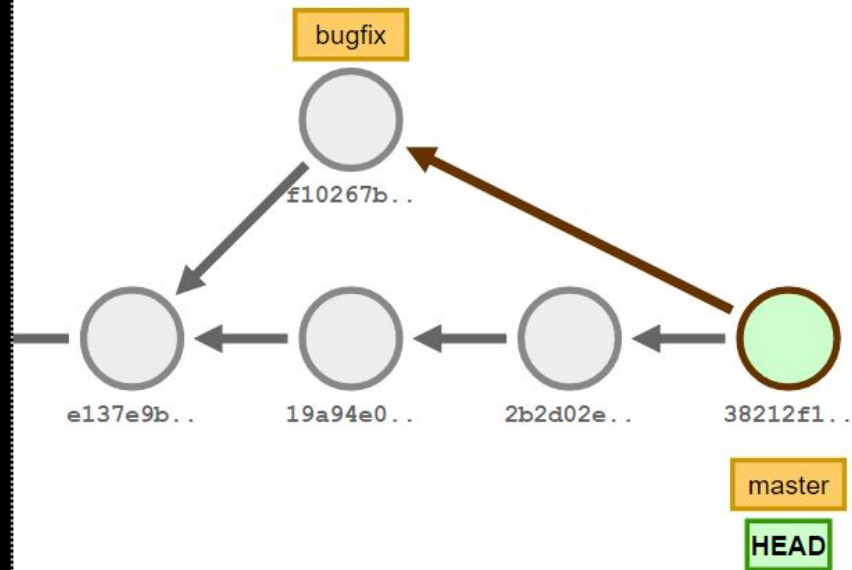
Enter git commands below.

```
$ git branch bugfix  
$ git commit  
$ git commit  
$ git checkout bugfix  
$ git commit  
$ git checkout master  
$ git merge bugfix
```

```
$ enter git command
```

Local Repository

Current Branch: master



Carefully compare the commit IDs between the origin and the local repository. Then type "git push".

```
$ git push
```

```
Push rejected. Non fast-forward.
```

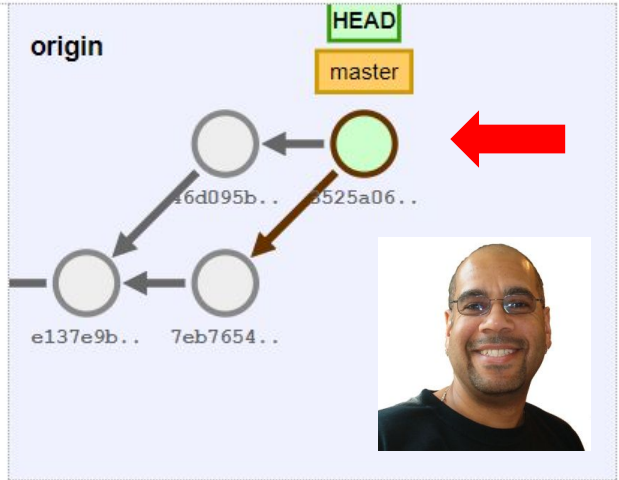
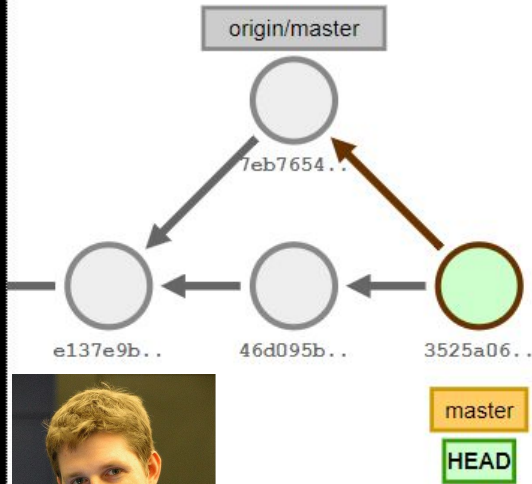
```
$ git pull
```

```
Fetches 1 commits on master.
```

```
$ git push
```

Local Repository

Current Branch: master



Deployment:

Upload pouze souborů

- SFTP
- Git deploy

Level 3: web včetně databáze

potřebuje mergování databází

WP Engine

Pantheon

Mergebot
(database merging!)

VersionPress

(database merging && version control)

VersionPress.com

Díky!

... a jak to děláte vy?

@borekb

@versionpress